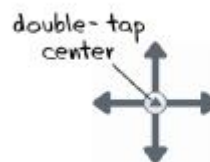

Using the Piano

With Piano, you can draw a piano on your dotted paper and play music with the Pulse™ smartpen. You can change the sound of your piano, add rhythm tracks, and add sharp and flat notes.

Launching Piano

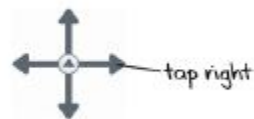
1. Double-tap the center of the Nav Plus to reach the Main Menu.



2. Tap down to scroll through the Pulse™ smartpen menu until Piano is displayed.



3. Tap right to select Piano.



Drawing a Piano

4. From left to right, draw 9 parallel vertical lines. The Pulse™ smartpen display will display a blinking line to indicate which line you should draw next.




5. Connect the 9 parallel lines with horizontal lines at the top and bottom.



6. Write the letter “i” and double-tap near it. This is your instrument button.

Tap the “i” button repeatedly to select one of the seven instruments: Grand Piano, Vibraphone, Kalimba, Steel Drum, Fiddle, Flute, or Celeste.

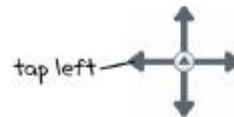
Tap on your keyboard when the first letter of the instrument you want to play is displayed on the Pulse™ smartpen display.



7. Write the letter “r” and double-tap near it. This is your rhythm tracks button.
8. Tap the “r” button repeatedly to scroll through the five rhythm track options.



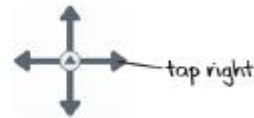
9. Next, add sharps and flats to your piano keyboard. After setting the instrument and rhythm buttons, tap left on the Nav Plus. The Pulse will display Rhythms OFF.




10. Tap down to reach Add Sharps & Flats.



11. Tap right to activate Add Sharps & Flats.



- 12.** The Pulse will display blinking rectangles on your piano. Draw rectangles after the 2nd, 3rd, 5th, 6th, and 7th piano key lines, as in the display.



- 13.** Play your piano by tapping its keys on the paper. Tap the instrument and rhythm buttons to change their values. See [Choosing an Instrument \(Piano Sound\) on page 87](#) and [Choosing a Background Rhythm Track on page 87](#).



NOTE: A stylus is available for purchase from the Livescribe web store. You can use the stylus on your piano, rather than the ink cartridge. This will keep the paper free and clear of ink marks. For information on using the stylus please see [Using the 3-D Recording Headset on page 11](#).